

Free Projects from Jenny's classroom



Over the last 35 years I have been teaching sewing, quilting and embroidery at Jenny's Sewing Studio. Some of our classes offer projects with free instruction. I have tried to share most of the past projects on this blog so you can download basic instructions to try, even if you can not come to class.

Click on the pictures and most project instructions are attached. Some projects instructions are only picture inspiration. I hope you will be able to enjoy the sewing projects. In some cases there are 2 or 3 pictures of the same project. That is because there are also patterns attached. Remember if you have trouble following the instruction you can email me for help or you can enroll for a local class.



Canvas Tote



FlatLock Serger Stocking instructions



Stocking pattern



Stain Glass Purse



Futura seminar placemat Purse



Decorator pillow with piping



Pillow wrap



Quilted fabric purse



Fan tree Shirt



Fan pattern



Under the sea wall quilt instructions



fish images to print



sea chest image to print



Embroidery and applique quilt. Designs are from the 3900 design CD which is available at Jenny's.





Strip pieced wallet



Strip pieced wallet




Strip pieced wallet




quilted fabric purse and strip pieced wallet



applique image




reversible placemat



strip pieced and applique placemat



sewing machine cover



easter egg placemat



quilted backpack



quilted fabric purse



quilted fabric purse



heart applique placemat



heart applique placemat



Quilted fabric purse



Heart applique Quilt



Cathedral quilt



Granny square



Polar fleece Wrap



Strip piece purse





Serger baby Bonnet



Vera Bradley look alike bag



Vera Bradley look alike bag

